



TIGHT LINES

info@santaluciaflyfishers.com | San Luis Obispo County | Editors: Donna & John Sims

Save-the-Dates

- **September 6** - Fly Tying Session - IHOP SLO @ 6:30 pm
- **September 16** - Fall Social @ Eric & Glynis Tinglof's home
- **October 12** - SLFF Monthly Meeting @ IHOP SLO + Zoom
- **October 19, 20** - Tenkara Clinic
- **November 9** - SLFF Meeting

Contact Our Club:

SLFF
P.O. Box 166
SLO, CA 93406

EMAIL:
info@santaluciaflyfishers.com

WEBSITE:
www.santaluciaflyfishers.com



Upper Kern in September
Photo by Mark Shelton

In This Month's Newsletter

President's Message by Eric Tinglof

Fall Social Information / Dave Scadden Boat Raffle

Leader Formulas - Contributed by Mike Dragon

Choosing a Fly Rod - SWCFFI Article

Fly-Tying Session by Jim Snodgrass

The Santa Lucia Fly Fishers fly fishing club was established in 1975 to give local area fly fishers of San Luis Obispo, Paso Robles, Santa Maria and northern Santa Barbara, CA, of all skill levels, participation in a club to learn, share and experience the challenges of our sport in salt water surf, and fresh water rivers and lakes.

President's Message

By Eric Tinglof

Are you a new member and joined the Club this year? Well, a great opportunity for you to meet your fellow members is right around the corner. We are having our Fall Social on Saturday September 16th at our house in Baywood Park (details in this newsletter). Many members have already signed up and we hope you will too. The deadline to buy tickets for this fun event is September 8th. If you feel that you can't buy a ticket online on our website, please contact Glynis at GCT_art@yahoo.com, and she will get you signed up.



Upper Kenai River, Alaska

We haven't reached the minimum number of tickets sold yet for the Summer Raffle. This is a great way to help your Club by entering a drawing (at the Fall Social) for your choice of a Dave Scadden boat with a TFO outfit as a consolation prize. Please act now to buy a ticket. Otherwise, we will have to cancel this raffle.

Thank you to all those members who took the time to fill out our recently completed Club survey. From the results, it looks to our Board of Directors that our Club is generally headed in the right direction. We are always looking for more volunteers to help with the various tasks required to maintain a healthy organization. Please contact me to see where you can best do your part.

The Club survey showed that many of you are interested in fly tying, yet few show up for the fly-tying meetings. We have a very special organizer in Jim Snodgrass who spends many hours preparing for these sessions on the first Wednesday of the month. Please come and join us before these meetings are discontinued due to lack of attendance.

Welcome to the SLFF Club!
New Members

Roger Hammer

Matthew Tapie



2023 Speaker Program Schedule

By Lew Leichter

DATE	IP (IN PERSON) Z (ZOOM)	SPEAKER	PROGRAM
JAN 12	Z	JEFF PUTNAM	SPEY
FEB 9	Z	MARK ROCKWELL	KLAMATH DAMS REMOVAL
MARCH 11 BANQUET	IP	GREG VINCI	HWY 395 TOUR
APR 13	IP	MARK PINTO	CENTRAL VALLEY RIVERS
MAY 11	Z	BRIAN O'KEEFE	ID, WY, MT
JUNE 8	Z	MIKE JAMES	SOUTHERN UTAH
JULY 13	IP	THERESA & BRIAN ADAMS	FISHING SWEDEN
AUG 10	IP	LANCE GRAY	FISH BIG RIVERS
SEPT 16			FALL SOCIAL
OCT 12	IP	BILL FERRERO	MOKELUMNE RIVER
NOV 9	IP	GARY BULLA	BAJA
DEC 14		MEMBER SLIDE SHOW	



Santa Lucia Fly Fishers 2023 Fall Social

Hosted by Eric and Glynis Tinglof
In Baywood Park
1150 1st Street

**Saturday, September 16, 2023
12 pm to 4 pm**

Lunch will be provided by

Hanna's Street Tacos

along with Non-alcoholic Beverages.

BYOB your favorite adult beverages.

Purchase tickets on **SLFF website**

Questions?: email Glynis at: gct_art@yahoo.com

Special Summer Raffle

We're repeating our very successful special raffle. Thanks again to Dave Scadden for his generosity and continued support of our club.

<https://www.davescaddenpaddlesports.com/>

We're raffling off your choice of his 9 foot Renegade Series Detonator Low Pro X or his 8 foot Predator Low Pro X. In addition there will be a consolation drawing for a complete 5 weight outfit.

Tickets are \$50 each. We need to sell a minimum of 25 tickets and will sell no more than 40 tickets so your chance of winning one of these 2 great raffle prizes are pretty good. We will draw the 2 winning tickets at the September 16th fall social at Glynis & Eric's home 1150 1st Street, Los Osos (winner need not be present). Failure to sell at least 25 tickets will result in refunds.

Raffle tickets are available for sale on the website by clicking on SHOP under the MEMBER'S drop down.

**SEE NEXT TWO PAGES FOR DAVE SCADDEN
BOAT DESCRIPTIONS AND PHOTOS!**

DAVE SCADDEN'S Predator LO PRO X

Donated by Dave Scadden

Dave's Outlaw Predator Lo Pro X Ultra Lite proves the theory that less is more. Over 10 lbs less to be exact. Yes, that's right, 10 lbs less than the lightest pontoon boat made. The new Predator tips the scales under 20 pounds. The new Predator incorporates our exclusive new rigid inflated floor system which gives you the ability to stand and sight fish. It is fully equipped with Dave's rack and pinion oar system, breakaway footrest bar, seat, and gear bags. Add a lifetime warranty, the new Predator is ready to rock!



- Length: 8'
- Width: 48"
- Diameter: 14"
- Weight: 16 lbs.
- Weight Capacity: 700 lbs.
- Frame: Frameless
- Frame Material: Frameless
- Pontoons: Bladderless
- Oars: Alcoa 6061 T65
- Oar Locks: Rack & Pinion
- Seat: Portable EVA or Cushioned Plastic
- Rigid inflatable floor
- Breakaway footrest bar system
- Warranty: Lifetime

DAVE SCADDEN'S RENEGADE SERIES DETONATOR LOW PRO X

Donated by Dave Scadden

Dave Scadden unleashes over 30 years of evolution and progression in the form and function of his radical Detonator Lo Pro frameless pontoon craft. Simply put the Detonator is a Cardiac Canyon, Skykomish Sunrise, Renegade and Fuzion all rolled in to one wild new package. Incorporating Dave's exclusive multi laminate rigid floor system the new Low Pro is super low profile for superior wind resistance. It also offers unmatched stability to stand and sight fish with confidence. The rigid floor also allows for the use of a comfortable 2" cushion seat system that even allows for a swivel base plate. Weighing in under 30 lbs. and equipped with his exclusive integrated motor mount, IQ pocket system, new HD oar lock system, 2 pc 6061 T6 aluminum oars, breakaway footrest bar plus Dave's exclusive Ultra Trac keel system it is the most anticipated and sought-after boat of the century. Pump, 2 side pockets, seat, aluminum oars and all components included.



- Length: 9'
- Width: 53"
- Diameter: 12"
- Weight: 26 lbs.
- Weight Capacity: 1000 lbs.
- Frame: Frameless
- Frame Material: Frameless
- Pontoons: Bladderless
- Oars: Alcoa 6061 T65
- Oar Locks: Integrated rack & pinion
- Seat: Choice of padded hard plastic (+\$79 & + 16 lbs.) or portable EVA seat
- Integrated motor mount, integrated keel system and rigid inflatable floor
- Breakaway footrest bar system
- Warranty: Lifetime

MAXIMA/RIO LEADERTIE FORMULAS

© Table Rock Angler 2007 - “Bo” Cash

Contributed by SLFF Member Mike Dragon

The following leader formulas have proven to turn over, out cast, and outlast any tapered leaders I’ve ever used. They were developed while experimenting with different length/ diameter sections over a period of 36 years. The formulas may be varied slightly without loss of performance. On smaller streams, the shorter leaders tied with Maxima leader material are the most accurate for getting under overhanging limbs and rock structures. Maxima has the stiffness and scratch resistance that makes a perfect basic leader on which to attach chosen tippet sections. On long, flat pools and tail waters, I use the longer formulas. The Maxima sections help to turn over the longer leaders well. I have changed to Rio for all the tippet sections. Rio has the breaking and knot strength, suppleness, and low visibility that I desire.

Unlike many leader formulas that have such short middle sections, tippets can be replaced several times on these leaders without having to replace the sections immediately next to the tippet. Some substitutions can be made. Damaged sections can be easily replaced without having to discard the whole leader. Try not to vary the sections more than .003” difference between leader sections to get proper turnover. If your leader is to be attached to a 7 weight line or larger, consider using a short 30 pound section of Maxima between the line and the 25 pound section. If your leader is to be tied to a 2 weight or less, you may want to start out with a longer 20 pound butt section instead of using 25 pound.

*Maxima leader material given in POUND TEST and unlabeled below. Rio tippet is labeled with name and “X” rating.

Tie your own leaders for performance and economy. You can tie a better leader, cheaper. Let’s go fishing !

Follow Columns, L-R

1. 7' – 4 X

14" 25 #
14" 20
14" 15
12" 10
12" 6
18" 4x Rio

2. 7 1/2' – 6 X

14" 25 #
14" 20
14" 15
10" 10
10" 6
10" 4x Rio
18" 6x Rio

3. 7 1/2' 5 X

14" 25 #
14" 20
14" 15
10" 10
10" 6
10" 4x Rio
18" 5x Rio

4. 6' 1 X

14" 25 #
14" 20
14" 15
10" 10
10" 8
10" 6
*if using streamers larger
than # 6 or heavily weighted,
consider omitting the 6 #
section altogether to get
proper and accurate turnover.

5. 8 1/2' – 5/6 X

14" 25 #
14" 20
14" 15
10" 10
10" 8
10" 6
12" 4x Rio
18" 5/6x Rio

6. 8 1/2' – 4 X

16" 25 #
16" 20
16" 15
12" 10
12" 8
12" 6
18" 4x Rio

7. 9' – 4 X

18" 25 #
18" 20
18" 15
12" 10
12" 8
12" 6
18" 4x Rio
add 5x Rio dropper tippet to
dry fly

8. 9' – 5/6 X

14" 25 #
14" 20
14" 15
12" 10
12" 8
12" 6
12" 4x Rio
18" 5/6x Rio

9. 10' – 5/6X

18" 25 #
16" 20
16" 15
14" 10
12" 8
12" 6
12" 4x Rio
20" 5/6x Rio

10. 11 1/2' – 5/6 X

20" 25 #
19" 20
19" 15
16" 10
14" 8
14" 6
14" 4x Rio
22" 5/6x Rio

11. 12' – 6/7 X

18" 25 #
18" 20
18" 15
16" 10
14" 8
14" 6
12" 4x Rio
12" 5x Rio
22" 6/7x Rio

12. 13' – 6/7 X

22" 25 #
20" 20
20" 15
16" 10
14" 8
14" 6
14" 4x Rio
14" 5x Rio
22" 6/7x Rio

13. 15' – 5/6 X

20" 25 #	20lb
20" 20	15lb
20" 15	12lb
16" 10	10lb
16" 8	8lb
20" 6	
20" 4x Rio	
48" 5/6x Rio	

14. 3' – HEAVY FLY

9" 30 #
9" 25
9" 20
9" 15

*when using 8 or 9 weights and heavily weighted flies over size 2, I generally drop the 15# section and go with the first three sections totaling only 27 inches. I use this leader with fast sinking sink tips (15 to 24 feet) to aggressively and rapidly jerk large weighted, saltwater type streamers from a moving driftboat. This takes place in the larger tailwater rivers of east Tennessee below TVA dams with turbines running. Some question the length and diameters. Once the predatory instinct and mood kicks into a large brown trout's head, he doesn't see the leader, only the big fly being rapidly moved. Once a solid hookup is made, the fish IS COMING to the boat. If the hookup involves a small log, it too may be brought into the boat.

4 = Streamer leader for # 10 - 4 size streamers

6 & # 7 = My favorite small stream leaders.

7 = Small stream leader for use with droppers tied to dry fly.

12 = My favorite tailwater leader for small flies over clear, still water.

13 = A leader designed for fishing dry flies "across and down" to drag conscious fish in large, very clear tailwater rivers.

14 = A special leader for # 6, 7, and 8 weights for jerking big, heavy streamers on sink tip lines.

CHOOSING A FLY-FISHING ROD

BY JOE RADOCCIO

VP OF EDUCATION
SOUTHWEST COUNCIL - FLY FISHERS INTERNATIONAL

So, you have decided that you would like to give fly fishing a try. You probably saw some people out fishing with a fly rod, or maybe you caught a video on You Tube, or happened to watch an outdoor show on TV that featured someone fly fishing. Whatever the motivation, you have decided to give it a try, so off you go to a local fly-fishing shop. You enter the shop and immediately notice an area that has dozens of fly rods lined up against a wall. You start looking at the rods and after a few minutes you realize that you have no idea where to start.

For the novice, trying to select a fly rod can be a daunting endeavor. A reputable fly shop will have salespeople that can help you select a rod that can get you started. They should first ask you several questions before they start showing you any rods in an effort to understand your level of expertise, what fish you want to pursue and where these fish are located (small streams, large rivers, salt water, etc.). If you experience a salesperson that simply starts trying to sell you a high end rod without having attempted to gather any information from you, be aware. Ask for someone else to help you or just find yourself another fly shop.

This article is an effort to provide people with some basic understanding of fly rods and what attributes are important to consider when purchasing a fly rod.

Fly fishing differs from bait and spin fishing in that you will be casting the weight of the fly line, as opposed to bait/spin fishing where you normally add some weight to your monofilament line in order to make a cast. If you look at a catalog from either a rod manufacture or a fly shop, you will notice that the rods are identified by length and weight.

For example, 8 ½ foot 5 wt. The different line weights match the stiffness or load characteristics of the fly rod in order to cast the line. The majority of fly rods fall into the 2-12 weight category and rod lengths typically run from 7 ½ to 10 feet. The next attribute that is important is the rod action or stiffness. This is referring to how much the rod will flex when casting the line. In any given rod size, some rods may be very stiff near the grip (the "butt" section) and have very flexible tips, while others will flex in the mid-section of the rod, and others are more consistently stiff throughout their entire length.

Manufactures tend to use different terminology to identify the rod action but in general you can think of it as the rod action is either "full" flex, "mid" flex, or "tip" flex. The rods action becomes important once you decide on what type of fish you are pursuing.

Let's assume that an individual is interested in fishing for trout in streams and small rivers. The fish most likely will be small and the casting distance in the 20-40-foot range. Most of the time small flies (sizes 14-20) will be utilized and in the case of dry flies a light and delicate presentation will be required. The fish probably won't be very large so you would not require a rod with a stiff butt section to fight the fish. Relatively short casting distances, delicate presentations and small fish would require a rod that is in the 2-4 weight range with an action that is "full" or "mid" flex. If you feel that you might spend some time on a slightly bigger river with the potential of hooking larger fish, then maybe a 5-weight rod would be a good overall compromise. (SEE NEXT PAGE)

Let's take another example, only this time the target fish will be bonefish. In this scenario you will now have to contend with wind, much longer casts, heavier flies, and a fish that can reach up to 10 pounds and can attain speeds up to 30 mph. This is going to require a rod that is much stiffer, allowing you to cast the heavier flies at a greater distance and to fight the fish once you have it hooked. In this case a rod that is 8-9 weight with an action that is more in line with a "tip" flex rod.

These days fly rods are manufactured utilizing carbon graphite fiber. But you can still find rods made with split bamboo, also known as cane, and some manufactures are now offering fiber glass rods too. Cane rods are very expensive mainly because they are labor intensive to produce, but by the very nature of the material a bamboo rod will provide a more classic slow action casting experience. If the casting experience of a bamboo rod is what you prefer but you don't want to incur the cost of a bamboo rod, then you might want to try a fiber glass rod. It will emulate the action of a bamboo rod but is much more affordable.

The majority of fly rods produced today come as four-piece rods. There are some that are three pieces and six pieces, the six-piece rods are a great solution for the angler that likes to travel by air to his selected fishing destination.

When it comes to price, the angler can spend as little as \$100 or as much as \$1,000. Some manufactures market only high-end rods while others market a wide range of rods in an effort to cover all price points.

For example, Orvis has starter sets that start around \$169 for a rod, reel and line while their top of the line Helios rods are approaching \$1,000 just for the rod.

Finally, check to see if the manufacturer provides a warranty and what the warranty covers.

And one initial thought that I would like to pass along: Once you have narrowed your search to a particular rod make sure that you cast the rod before purchasing it. If you are at a fly shop, they will provide you with the rod and allow you to cast it in a designated area outside the shop. If you have settled on an 8 ½ foot 5 weight rod, cast rods from different companies until you find one that feels comfortable to you. If this is your first time trying to purchase a fly rod, it might be difficult for you to feel a big difference between rods but that's okay. You just want to make sure that you didn't miss the one rod that might have made a difference. If you happen to live in an area that does not have a local fly shop and your only option is to go through a mail order establishment, make sure they will allow you to return the rod if you don't like the way it feels once you receive the rod.

For budding anglers interested in giving fly fishing a try, fly fishing clubs offer a great serviced from the perspective that you will have access to people that have years of experience and can provide you with great advice and support. Trying to master the sport on your own can turn out to be a very frustrating experience, but with access to people that can advise and teach you what probably took them years to acquire, you will have a much more rewarding fly fishing experience.

Dornan's Water Walker

September 6, 2023 Fly Tying Meeting
IHOP - San Luis Obispo at 6:30 PM



The next fly tying class is being held on September 6th at 6:30 PM at IHOP at 212 Madonna Road in SLO. Jim Snodgrass will demonstrate how to tie Dornan's Water Walker. This is a very versatile stonefly that does one thing really well--look like a stonefly when viewed from underneath the fly. The "original" Water Walker was developed by Will Dornan, a native of Jackson Hole, Wyoming.

The Water Walker imitates a stonefly. The fly floats low on the water and has knotted rubber legs that come alive in the water. Foam is added over the back and in the wing to help the fly float. This foam body and wing ensures that the fly floats like a cork, and the rubber legs are perfectly placed to imitate a stonefly swimming in the water.

This fly also works well when grass hoppers are about. Because the Water Walkers are so buggy looking, it can be used as an attractor. You can change the size and colors on this fly, depending on the time of the year and the color of the local stoneflies.

Materials:

All materials will be supplied for the \$3 material fee, but be sure and bring Sally Hanson Hard as Nails and UNI 6/0 black thread. The following are the materials that will be used for the Water Walker:

- Hook – TMC 206 BL#12; or TMC 2457, 2487, 2488 “curved hooks” size #12
- Thread –UNI 6/0 black
- Over Body – 1 mm black foam
- Flash – Krystal Flash, smolt blue #20
- Body – Peacock ice dubbing
- Legs – Black round rubber legs, small
- Wing – 0.5mm razor foam, tan or white
- Indicator – 2mm foam-white for tan wing, orange for white wing

Notes:

All materials will be supplied except the thread. Bring UNI 6/0 thread, color black.

- Please RSVP if you will be attending so I can make enough tying material packets for everyone.
- Call (805-235-3738) or email (Lynda.and.jim@comcast.net) if you have questions or would like to borrow a vise or tools in order to participate in the class.
- There will be a **free raffle** for fly tying material at this fly tying session.

2023 Club Outings Schedule

(See further information next page)

Date	Event	Contact Email	Contact Name
January-April TBD	Monthly Surf Perch Outings/Clinics	klb1048@gmail.com lsleichter@hotmail.com donaldgwheeler@gmail.com	Ken Baldwin Lew Leichter Don Wheeler
January-February TBD	Salinas River Striper Fishing	klb1048@gmail.com lsleichter@hotmail.com	Ken Baldwin Lew Leichter
January 24 - 26	Salinas River Striper Fishing	lsleichter@hotmail.com	Lew Leichter
March 15 - 16	Eagle Canyon/Lower Sacramento River	klb1048@gmail.com	Ken Baldwin
Feb. 11/ March 4	Casting Clinics	bpieters84@gmail.com	Bernard Pieters
March - May TBD	Local Lakes/Clinic	lsleichter@hotmail.com	Lew Leichter
April 15-16	Pyramid Lake (not club sponsored)	http://www.pyramidlakeflyfishing.com/shore-ladder-outings/	Contact Rob Anderson directly
May TBD	Baum Lake/Fall River/Hat Creek	rbayer319@gmail.com	Rob Bayer
June 12-14	Kids Fishing Clinic	lsleichter@hotmail.com	Lew Leichter
June 18-24	Manzanita Lake	bpieters84@gmail.com	Bernard Pieters
June 25-July 1	Lake Almanor	lsleichter@hotmail.com	Lew Leichter
July 15	Halibut Fishing/Avila	bpieters84@gmail.com	Bernard Pieters
July 30 - August 4	San Juan River NM	lynda.and.jim@comcast.net	Jim Snodgrass
September 8 - 10	Upper/Lower Kern River	klb1048@gmail.com lsleichter@hotmail.com	Ken Baldwin Lew Leichter
October 13, 14, 15	Western Sierra Trout Fishing	garybtd@aol.com	Gary Brennan
October 19-20	Tenkara Clinic	klb1048@gmail.com	Ken Baldwin
November TBD	O'Neil Forebay Striper Fishing	rbayer319@gmail.com	Rob Bayer
December 31	Surf Perch Fishing Location TBD	klb1048@gmail.com lsleichter@hotmail.com donaldgwheeler@gmail.com	Ken Baldwin Lew Leichter Don Wheeler

2023 CLUB OUTINGS: Further Information

Comments: Dates and locations (TBD) for surf fishing will be determined by time and weather conditions. Notifications will be sent out by e-blast.

The TBD dates regarding the specific locations will be determined by response of members wishing to participate in the outings. We will update you by email and notices in the club newsletter.

Channel Island fishing trips (standard and fly fishing) can be scheduled through Peter Van Hest at petervanhest@yahoo.co

TENKARA CLINIC

EASTERN SIERRA - OCTOBER 19-20

The Tenkara Clinic is scheduled for October 19-20 and will be led by Pat Yeager of Eastern Sierra Guide Services. We will gather on the morning of the 19th in the town of Mammoth Lakes from where Pat will decide on the best location based on the prevailing river/stream conditions.



The clinic will give the beginner the basics of the centuries old Japanese technique in small stream fishing. This will include dry-land instructions in how to use the collapsable rod and how to cast the fixed line effectively. Since the clinic will be restricted to a maximum of 6 participants there will be plenty of one-on-one instruction by Pat including plenty of stream fishing during the two half-day sessions.

The cost for the two ½ days of instruction is \$800 (+tip) for the group to be divided by the number of participants. The fee includes the use of loaner rods for those without one.

I will need to have at least 4 confirmed members by October 1, otherwise the clinic will be canceled.

I plan on fishing the local waters around Mammoth a couple of days before the start of the clinic and invite any member to join me.

I recommend for those who want to learn more about tenkara fishing two books: Daniel Galharado's "Tenkara" (Amazon \$24) and Yvon Chouinard's "Simple Fly Fishing" (Amazon \$24).

Please contact me if your are interested in attending the clinic. As soon as there are six confirmed participants, the trip will be closed.

Ken Baldwin
klb1048@gmail.com




FLY FISHERS INTERNATIONAL

Fly Fishers International (FFI) is dedicated, through education and conservation, to preserving the fly fishing experience. Conservation of our public waters and connected upland's is essential to our enjoyment, understanding and appreciation of fishes and their habitats and also the health of natural systems.

"When you teach a person to fly fish you have just created a conservationist"
- Lee Wulff

JOIN FFI TODAY



THOSE WHO FISH BECOME
CONSERVATIONISTS.
THOSE WHO FLY FISH
GO THAT EXTRA STEP.
KEEP 'EM WET. LET 'EM GO.

PARTNER WITH US.
DONATE TODAY!

EDUCATION/EVENTS/GRANTS/ACTION

YOUTH/WOMEN/DIVERSITY/CONSERVATION

Pictured above: Asher de Callier with his prize trout.

"When we teach a person to fly fish, we just created a conservationist." Lee Wulff

<https://www.swcffi.org/donate>

or send a check to: Southwest Council
PO Box 52, South Pasadena, CA 91031

If you would like to sign up for the Southwest Council Fly Fishers International's (SWCFFI) monthly newsletter, click here:
<http://eepurl.com/dEL97L>

PRIVATE CASTING LESSONS AVAILABLE

While our six FFI certified casting instructors generously put on a series of free casting clinics for our club members each spring, we wanted you to know they are also available for private casting lessons throughout the year.

If interested, please contact them directly for additional information.

Bernard Pieters	Arroyo Grande 489-3085 bpieters84@gmail.com
Eric Sherar	Atascadero 423-0170 esherar1@gmail.com
Bob Hurd	Arroyo Grande 550-9071 rbrthurd@gmail.com
Todd Tose	Grover Beach 904-5288. trtflyfisher@charter.net
Sally Stoner	Halcyon 550-9509 fishsal44@gmail.com
Deb Cox	Arroyo Grande 440-4344 debgrainercox@yahoo.com

SUPPORT FFI AND YOUR LOCAL FISHING OUTFITTERS

Do you want the SLFF Club logo embroidered on any garment?

Contact R & T Embroidery




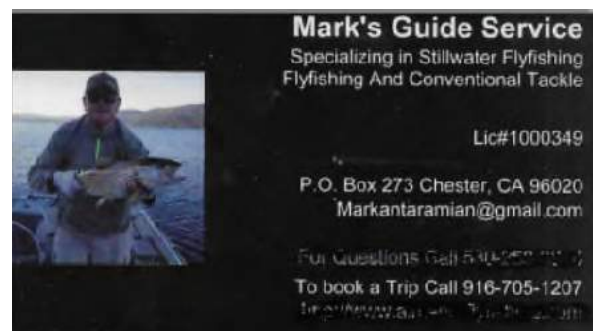

SLFF MEMBERSHIP INFORMATION

An individual regular membership is \$45.00 per year for 12 months (January through December).

Enrollment after July 1st is \$30.00 for the remainder of the year.

**To join, please visit our website:
santaluciaflyfishers.com**

**MEMBERSHIP FEES CAN BE PAID ONLINE
New Members or Membership Renewal**



SLFF CLUB OFFICERS & DIRECTORS &		COMMITTEE MEMBERS	
OFFICERS		HOME	CELL
PRESIDENT	ERIC TINGLOF		417-861-0264
VICE PRESIDENT	KEN BALDWIN		440-4200
SECRETARY	DON WHEELER		610-3158
ASST SECRETARY	CHRIS RHOADES		441-8394
TREASURER	ROBERT HARTZELL		650 722-1186
ASST TREASURER	GLYNIS TINGLOF		234 - 6299
DIRECTORS	LEW LEICHTER	934-2476	452-0497
	GARY BRENNAN		626-484-2205
	RICK SAVAL		702 806-9436
	BERNARD PIETERS	489-3085	
	KEVIN SHAW	213-229-9550	818-640-9694
	GLYNIS TINGLOF		234 - 6299
	ERIC TINGLOF		417 861-0264
	KEN BALDWIN		440-4200
	DON WHEELER		610-3158
	BOB BAYER	474-8950	434-7905
	ROBERT HARTZELL		650-722-1186
	CHRIS RHOADES		441-8394
COMMITTEES			
CONSERVATION	DON BALDWIN		440-6811
MEMBERSHIP	KEVIN SHAW		818-640-9694
NEWSLETTER	DONNA & JOHN SIMS		650-766-2674
PROGRAMS	LEW LEICHTER	934-2476	452-0497
	DIANE WHITEHOUSE	462-1901	

OUTINGS SALT WATER	LEW LEICHTER	934-2476	452-0497
	DON WHEELER		610-3158
OUTINGS FRESH WATER	RICK SAVAL		702 806-9436
	KEN BALDWIN	481-8027	440-4200
EDUCATION			
ROD BUILDING	BOB BAYER	782-9193	434-7905
	JIM SNODGRASS		235-3738
CASTING	BERNARD PIETERS	489-3085	
	ERIC SHERAR	461-3333	
FLY TYING	JIM SNODGRASS	925-5426	235-3738
	MIKE GRIFFITH		464-0622
KNOT TYING	DAVID HOLMES		550-9323
BANQUET & BBQ	GLYNIS TINGLOF		234 - 6299
WEBSITE	CARSON DICICCO		345-5980
FUND RAISING	BOB BAYER (GEAR/ SPECIAL ORDERS)		434-7905
	MARK SHELTON (GEAR)		459-7863
	STEVE SOENKE (MEMBER GIFTS)		550 1715
	LEW LEICHTER (GUIDES/ GEAR)	934-2476	452-0497
FINANCIAL AUDITS	LEW LEICHTER	934-2476	452-0497
	BOB BAYER		434-7905
LIBRARY	STEVE SOENKE		550 1715
SWCFFI COORDINATOR	RICK SAVAL		702-806-9436
NOMINATING	LEW LEICHTER	934-2476	452-0497
	BERNARD PIETERS	489-3085	
	ERIC TINGLOF		417-861-0264